



HandCrafted Homes

A BETTER WAY TO BUILD



2009 Floor Coverings

877.424.4321



436.0001

430.6662 fax

101 Eastern Minerals Rd Henderson, NC 27537

www.HandCraftedHomes.com



HandCrafted Homes

A BETTER WAY TO BUILD

Brookstone Floor Tiles

**standard offering in all vinyl floor covering areas*



Mica—CH20P



Sundance—CH21P



Cashew—CH400Z

Nafco products are not stamped, but manufactured with a proprietary process that guarantees each piece is unique, individual, unmatched, original. This is important for you to know when comparing Nafco to competitive products.



Sandstone—CH660P



Tobacco—CH402



Staggered pattern above represents typical HCH installation pattern unless otherwise specified



2 Color Pattern- Upgrade

877.424.4321		436.0001
		430.6662 fax
101 Eastern Minerals Rd Henderson, NC 27537		

www.HandCraftedHomes.com




HandCrafted Homes

A BETTER WAY TO BUILD

Brookstone Floor Tiles

**standard offering in all vinyl floor covering areas*



Brookstone by Nafco

BEAUTIFUL, DURABLE, AFFORDABLE

LUXURY TILE




NAFCO
by Tarkett

Why Nafco?

• Exclusive GrouFit® system looks and feels like a true grouted floor. Most conventional LVT products have grout on all four sides, which leaves a visible, unrealistic seam right in the middle of the grout. Nafco tiles with GrouFit only have grout on two sides of the tile so when they are fit together all you see is a beautiful, seamless floor.

- High-tech Tritonite Finish with ceramic micro spheres guards against scuffs and scratches. No waxing, scrubbing or buffing required.
- Nafco floors are easy to repair compared to sheet vinyl, laminate, hardwood or ceramic.
- Looks and feels like real ceramic yet is quieter and warmer underfoot, making a Nafco floor more visually appealing to your end user.
- Nafco products are impermeable to moisture making them a more suitable choice than laminates for areas where moisture is always a concern, such as kitchens, baths, and utility rooms.
- Because our products are **Made In The U.S.A.**, they are available immediately – when you need them.
- Much lighter in weight, eliminating concerns about floor weight load.
- 15-year Extreme Performance Residential Warranty.



Cutting Edge Technology



Ease of Installation

- Nafco approaches each opportunity with an open mind and a working knowledge of customized applications. We provide an On-Site Training process to ensure that proper installation techniques are in place, as we understand that each installation is unique. Once the process is in place, Nafco will provide an Annual Installation Procedure Audit to ensure quality.
- Nafco's Installation Technician can help reduce waste and create cost efficient layouts that maximize the benefits of the product.
- A Nafco specialist is available to assist you with any installation questions.
- Nafco products can be installed quickly and easily in a fast paced environment.
- Higher vinyl content creates a more flexible product. Because our products are more flexible than most competitive products, Nafco can be installed over foundations and sub floors that are less than perfect. Tiles are installed in an individual tile format and as a result, your waste factor will be significantly less than it would be if you were using sheet goods.
- If a tile ever becomes damaged, repairs can be completed in a matter of minutes, dramatically reducing costs of labor and material. In the event of a damaged tile, simply heat the individual tile and replace it!

Standard Floor Tile Information

877.424.4321



436.0001

430.6662 fax

101 Eastern Minerals Rd Henderson, NC 27537

www.HandCraftedHomes.com



HandCrafted Homes

A BETTER WAY TO BUILD

Armstrong Wood Laminates

**plank sizes are 6.69"x50.6", 0.32" thick*



Vintage Pine L6534



Natural Oak L6522



Hartford Maple Antique L6528





HandCrafted Homes

A BETTER WAY TO BUILD

Armstrong Wood Laminates


**plank sizes are 4.72"x50.6", 0.32" thick*



Tiger Maple L6535



Bourbon L6530



Cognac L6531





HandCrafted Homes

A BETTER WAY TO BUILD

Armstrong Stone Laminates

**plank sizes are 15.5"x46.4", 0.32" thick*



Carbon L6518



Canyon L6519





HandCrafted Homes

A BETTER WAY TO BUILD

Dal-tile Ridgeview & Stone Bluff Ceramic tiles

Ridgeview—Floors 18x18 / Walls & Tub Decks 12x12



Cream RD01



Beige RD02



Light Gold RD03




Rust RD05



Blue/Gray RD06

Stone Bluff wall tile—4”x4”

*used as an accent with Ridgeview wall tiles & behind kitchen counters for wall accent



Ivory SB50



Harvest SB51



Sunrise SB52



Walnut SB53




Sage SB54




Slate Blue SB55

Stone Bluff 2”x2” inserts

*to be used in a pattern behind countertops—every 3rd tile will contain the insert selected from the styles below



Stainless UM01



Copper UM02



Green
SB7122-
DOT1P



Neutral
SB7022-
DOT1P



Blue
SB7222-
DOT1P



Floor installation



Shower wall & tub deck installation



HandCrafted Homes
A BETTER WAY TO BUILD

Brancacci ceramic tile

*available in 12x12 floor tiles & 9x12 wall tiles with accents

Floor Tile Colors



Aria Ivory BC01



Windrift Beige BC02



Fresco Café BC03

Wall Tile Colors



Aria Ivory BC01



Windrift Beige BC02



Fresco Café BC03


Wall Tile Accents (see usage on layouts below)



Aria Ivory Arched Floral Listello BC01



Fresco Cafe Arched Floral Listello BC03



Windrift Beige Arched Floral Listello BC02



Universal Accent BC10

*listello size is 2"x12", universal accent 3"x12"

Wall Tile Accents Layouts

*accents installed at 48" above finished floor and tile capped with bullnose



Wall tile with Universal Accent BC10



Wall tile with Floral Listello



HandCrafted Homes

A BETTER WAY TO BUILD

Bruce Hardwood Floors

Engineered 3/4" Thick, 4-1/2" Wide
Westchester Plank



Butterscotch
EWC4509



Saddle
EWC4502



Natural
EWC4500



Cherry
EWC4503



Mocha
EWC4504